









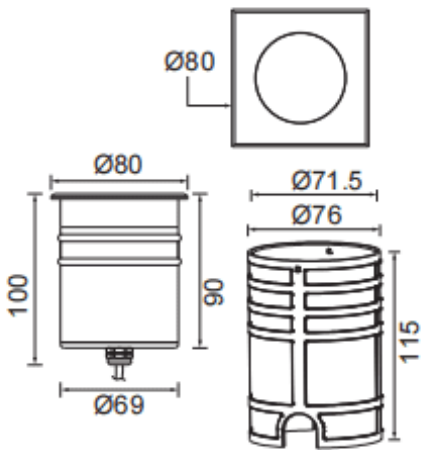
DRIVE ON S

Item code	86.OI10.2341.07
Product type	Outdoor
Category	Recessed Inground Floor
Family	DRIVE ON
Subfamily	DRIVE ON S
Pictograms	 50 60 Hz 220 240 V  850° IK 10  SDCM 3  Driver INCL   IP 67

Dimensions

Product dimensions (mm)	80x80x100mm
-------------------------	-------------

Scheme



Product	
Real power (W)	10
Real luminous flux (Lm)	720
Luminous efficiency (Lm/W)	72
Beam angle (°)	55
Life time (h)	50000h L80B10
IP	67
Control gear	ON-OFF
Colour temperature (K)	3000
Colour consistency (SDCM)	SDCM3
CRI	80
IK	IK10